



Cylinder Mortice Locks

3572 Vestibule Locks

Various latching functions operated generally by key or handle outside and by turnknob, key or handle inside.

These locks comply with building regulations for single-action escape doors.

For ease of selection specify primary lock eg 3572SC. This lock can then be easily adapted to suit function required.

Application

Office, storeroom, stairway, emergency egress doors, classroom doors.

Feature & Specifications

Bolt

Deadlatch only.

Keying

Can be keyed alike, master keyed, grand master keyed, maison keyed or construction keyed in Lockwood security keying systems.

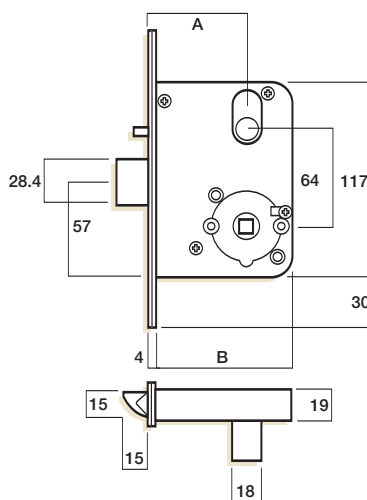
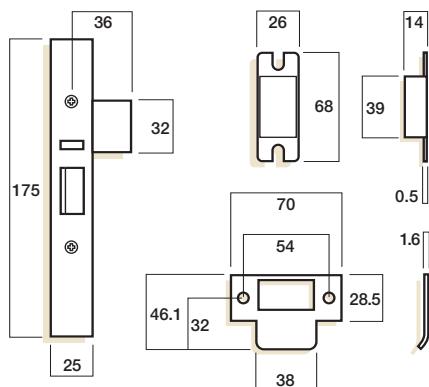
Standard Finishes

Bright Chrome	CP
Satin Chrome	SC
Florentine Bronze	FB
Polished Brass	PB

Other finishes on application.

Ordering Procedure

Refer page 5.



	STD BACKSET	EXTENDED BACKSET	
DIMENSION A	60	89	127
DIMENSION B	84	113	151

Storeroom Locking Latch

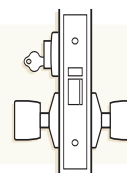
Cylinder outside. Reversible.

Right hand 3572X-R

Left hand 3572X-L

Outside: Opened by key. Handle is always rigid.

Inside: Opened by handle at all times.



Single Action Escape Latch


Cylinder outside. Reversible.

Right hand 3572X-R

Left hand 3572X-L

Outside: Opened by key.

Inside: Opened by handle at all times.



Classroom & Office Locking Latch

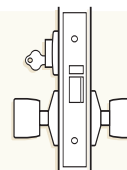
Cylinder outside. Reversible.

Right hand 3572Z-R

Left hand 3572Z-L

Outside: Opened by handle except when handle is made inoperative by key from outside. Key locks or unlocks outside handle.

Inside: Opened by handle at all times.



Antilockout Privacy Escape Latch

Emergency button and turn knob. Handed.

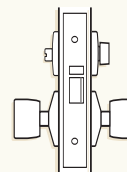
Right hand 3572EAR

Left hand 3572EAL

Antilockout: Latching the bolt by key, closing the door or operation of inside handle will "kick-off" the locking feature, allowing the outside handle to become operative.

Outside: Opened by handle except when handle is made inoperative by turn knob from inside. Handle may be unlocked from outside by coin or screwdriver by operating the slotted emergency button.

Inside: Opened by handle at all times. Turn knob locks or unlocks outside handle.



Cylinder Mortice Locks

3572 Vestibule Locks

Antilockout Entry Door Lock

Cylinder and turnknob. Handed.

Right hand 3572XAR

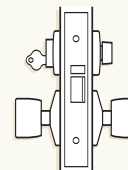
Left hand 3572XAL

Antilockout: Latching the bolt by key, closing the door or operation of inside handle will "kick-off" the locking feature, allowing the outside handle to become operative.

Outside: Opened by handle except when handle is made inoperative by key from outside or turnknob from inside. Key locks or unlocks outside handle.

Inside: Opened by handle at all times. Turnknob locks or unlocks outside handle.

Notes: a) Latchbolt can be retracted by key if handle has been rendered inoperative. b) Specially machined lock case, cannot be made up from 3572 primary lock.



Classroom & Office Locking/Latching Latch

Locking/Latching cylinder outside. Handed.

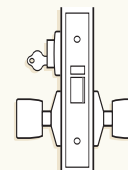
Right hand 3572M-R

Left hand 3572M-L

Outside: Opened by handle except when handle is made inoperative by key from outside. Key locks or unlocks outside handle.

Inside: Open by handle at all times.

Note: Lock contains special adaptor to enable latch bolt to be retracted by key if handle has been rendered inoperative.



Antilockout Vestibule Set

Cylinder and turnknob. Handed.

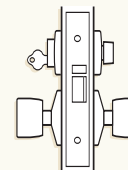
Right hand 3572WAR

Left hand 3572WAL

Antilockout: Latching the bolt by key, closing the door or operation of inside handle will "kick-off" the locking feature, allowing the outside handle to become operative.

Outside: Opened by handle except when handle is made inoperative by key from outside or turnknob from inside. Key locks or unlocks outside handle.

Inside: Opened by handle at all times. Turnknob locks or unlocks outside handle.



Vestibule Set

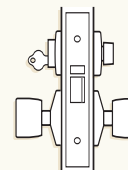
Cylinder and turnknob. Reversible.

Right hand 3572XTR

Left hand 3572XTL

Outside: Opened by key at all times. Opened by handle except when handle is made inoperative by turnknob from inside.

Inside: Opened by handle at all times. Turnknob locks or unlocks outside handle.



Exit Door Latch

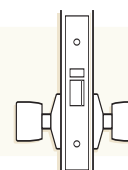
Exit function only. Reversible.

Right hand 3572R

Left hand 3572L

Outside: Handle is always rigid.

Inside: Opened by handle at all times.



Exterior & Exit Door Lock

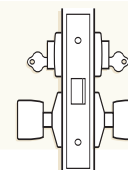
Double cylinder. Reversible.

Right hand 3572XZR

Left hand 3572XZL

Outside: Opened by key at all times. Opened by handle except when handle is made inoperative by key from inside.

Inside: Opened by handle at all times. Key locks or unlocks outside handle.



Exterior & Exit Door Lock

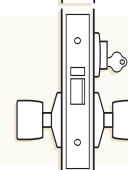
Cylinder inside. Reversible.

Right hand 3572-ZR

Left hand 3572-ZL

Outside: Opened by handle except when handle is made inoperative by key from inside.

Inside: Opened by handle at all times. Key locks or unlocks outside handle.



Exterior & Exit Door Lock

Turnknob inside. Reversible.

Right hand 3572-TR

Left hand 3572-TL

Outside: Opened by handle except when handle is made inoperative by turnknob from inside.

Inside: Opened by handle at all times. Turnknob locks or unlocks outside handle.

